



Application Note

Document ID: AN-1138-001_A

Smart Pressure Transmitter

Connecting to Smart PT HART Utility Software using a HART Communicator

1. INTRODUCTION

The purpose of this application note is to set up the HGPT Smart Pressure Transmitter for HART communication.

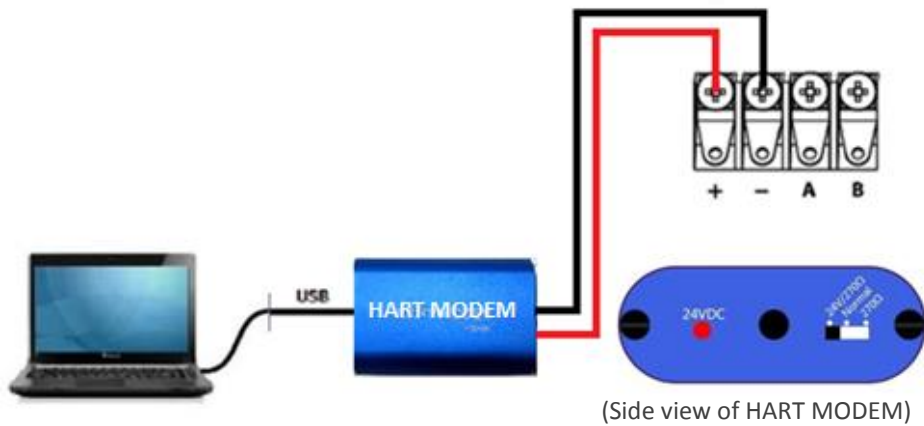
2. EQUIPMENT AND SOFTWARE REQUIRED

- SM100-C USB HART Modem, WS232UP USB HART Modem, or USB MicroLink HART Protocol Modem (requires 220-270 Ohm resistor)
- Smart PT Hart Utility Software V3.6

3. WIRING

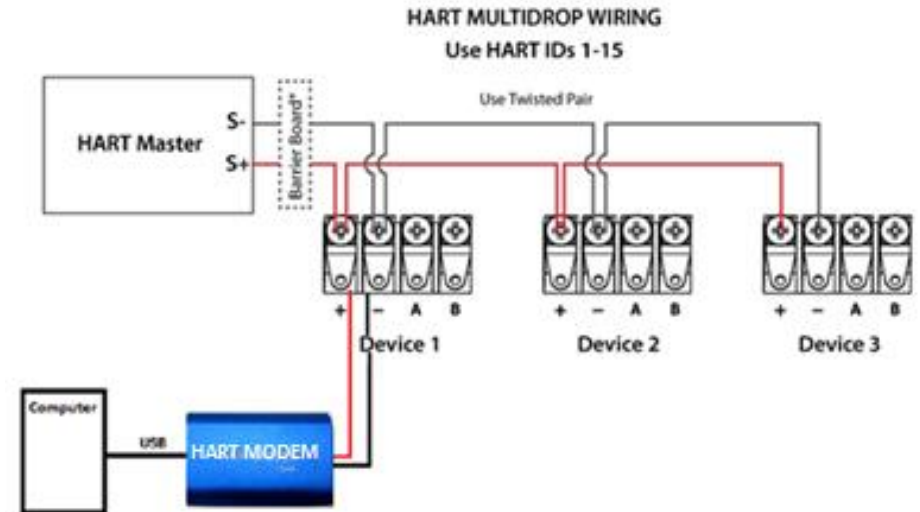
3.1. Single unit powered by HART Communicator:

3.1.1. Make sure HART Modem is set to “24 V/250 Ω”



3.2. MultiDrop with PLC Powering Units:

3.2.1. Make sure HART Modem is set to “Normal”.



3.3. To set up HART IDs, you have two choices:

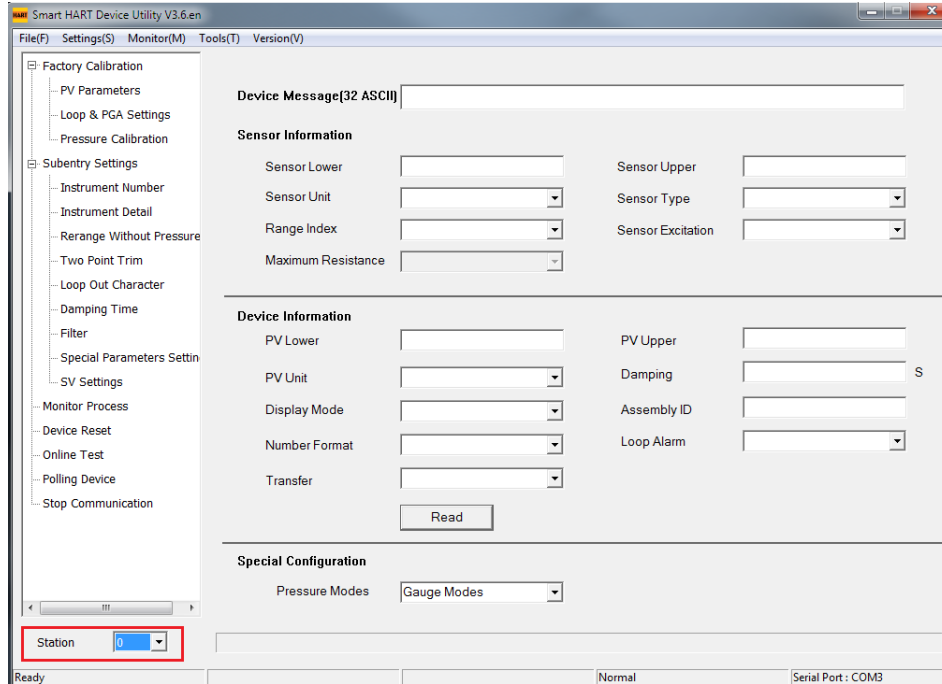
1. Set IDs manually on the LCD screen
2. Set IDs via the software (see next section)

NOTE: 0 Polling Address is for 4-20 mA use only! Muse use 1+.

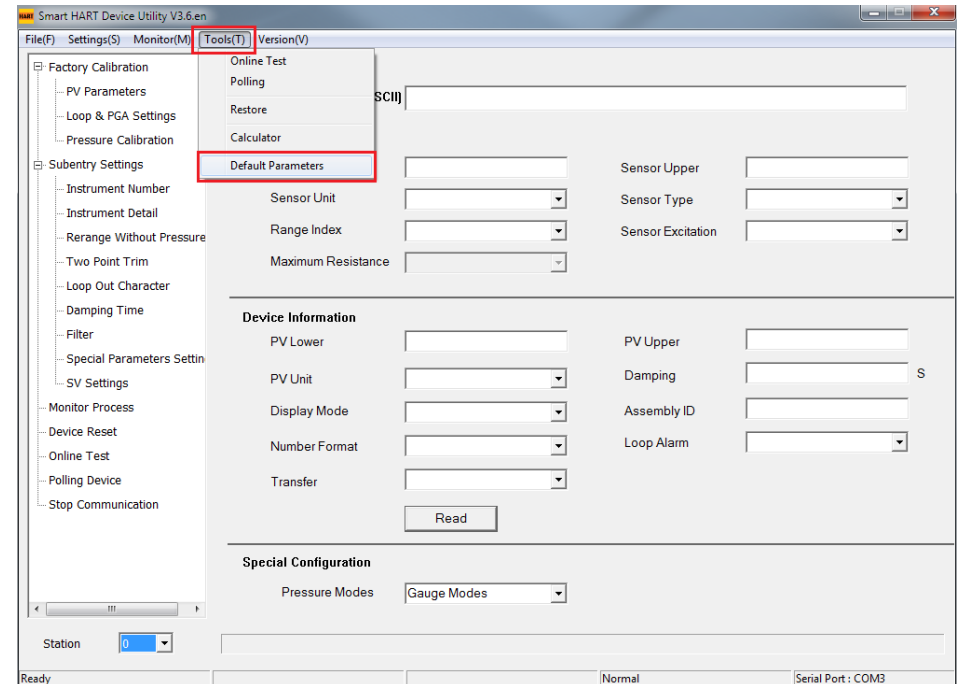
The HART Modem can be attached onto the (+) and (-) accordingly, even after wired; devices must be powered on to connect to software.

4. Software

4.1. When opening software, window will pop up (see below). Default station will read "0".

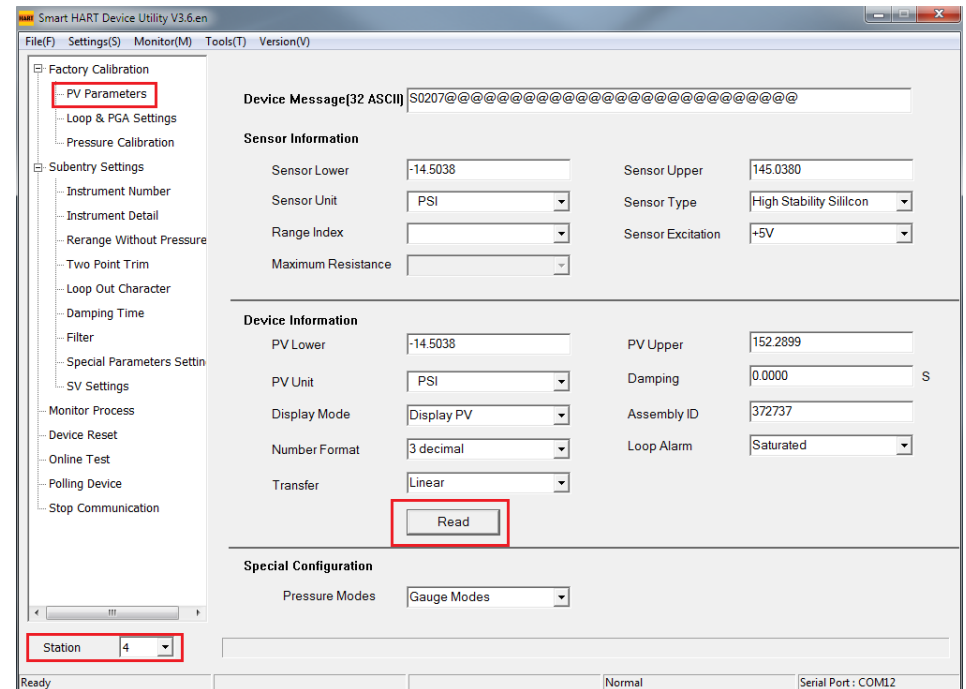
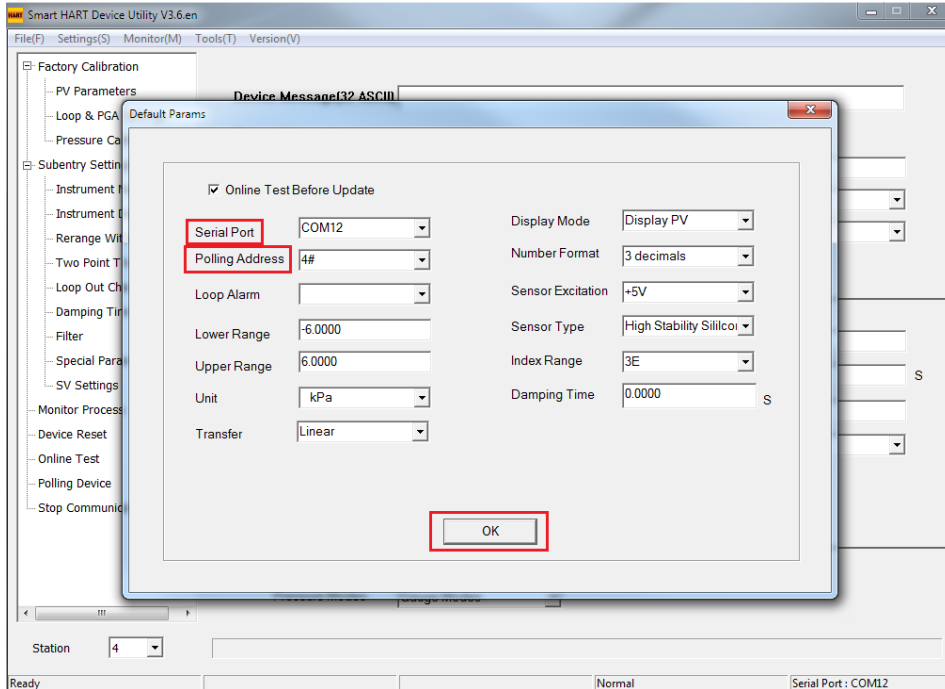


4.2. Select "Tools" > "Default Parameters".

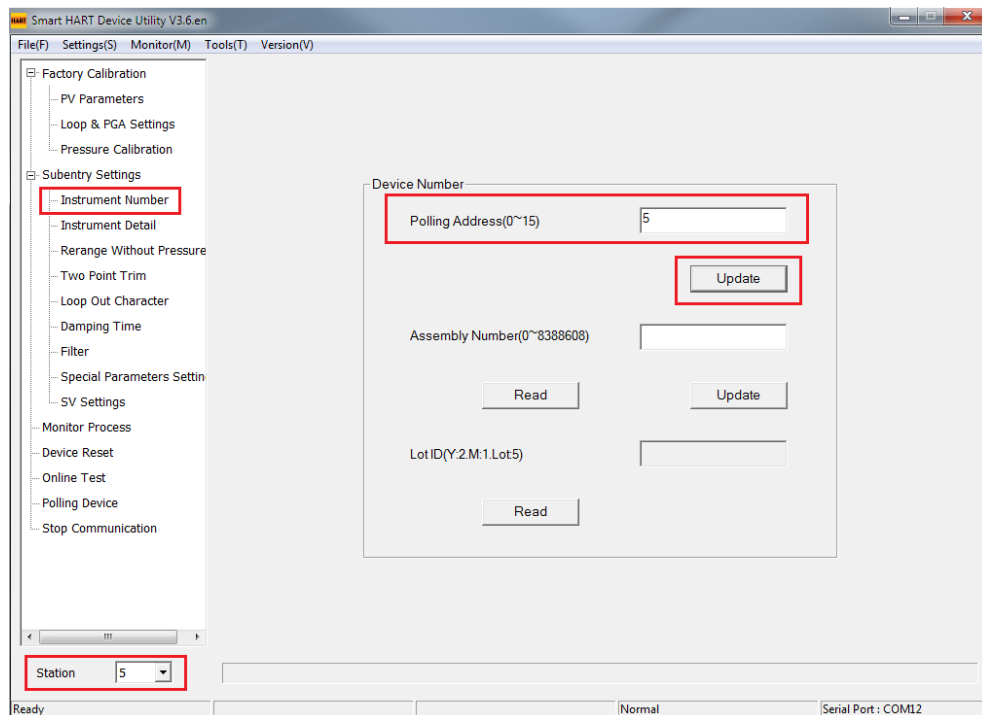


4.3. Verify the correct COM Port by using your Device Manager. The Polling Address must be set on the device, then selected on software under “Polling Address. Select “OK.”

4.4. Select “PV Parameters” and take a Read to verify connection. Station will match Polling Address after taking a Read.



4.5. If, at any time, the device needs to change IDs, select “Instrument Number,” then input the Polling Address, and then Update. **DO NOT** change Assembly Number under any circumstances.



4.6. Below is a list of menu items Not Required to configure your HART Smart PT.

- Loop & PGA Settings
- Pressure Calibration

OleumTech[®]

19762 Pauling
Foothill Ranch, CA 92610
Phone: 866.508.8586 • 949.305.9009
Fax: 949.305.9010
<https://oleumtech.com>

OleumTech has made a good faith effort to ensure the accuracy of the information in this document and disclaims the implied warranties of merchantability and fitness for a particular purpose and makes no express warranties, except as may be stated in its written agreement with and for its customers.

OleumTech shall not be held liable to anyone for any indirect, special or consequential damages due to omissions or errors. The information and specifications in this document are subject to change without notice.

This document and the contents hereof are considered proprietary and confidential information of OleumTech Corporation and disclosure to unauthorized individuals or dissemination, publication, or copying prohibited without prior written consent by OleumTech Corporation.

Copyright © 2021. All Rights Reserved. OleumTech is a registered trademark of OleumTech Corporation. Other trademarks and registered trademarks are the property of their respective owners.

Document ID: AN-1138 -001_A